

Welcome to Connect!

Please follow these instructions to register for access to McGraw-Hill Connect Accounting.

**IMPORTANT:** Your User Name **MUST** be your official Knights mail email address, or you will **not** be able to receive credit for your assignments.

Need help Registering? Get help here: <http://bit.ly/StudentRegistration>, visit [www.mhhe.com/support](http://www.mhhe.com/support) or call 1-800-331-5094.

**FREE 21Day Trial** prior to purchasing your textbook package - All students have the option to register for access to Connect Accounting (where your Homework Assignments and Great ventures Cases will be assigned) using a free 21 day trial. We are making this trial available to you to alleviate any potential problems that could occur due to purchasing your textbook at the beginning of the semester.



Your access to the homework website *Connect* will be obtained through the ACG 2021 homepage on UCF's Webcourses.

**Registration through UCF's Webcourses for *Connect* is shown below:**

**1. On the Webcourses home page, click on "Connect".**

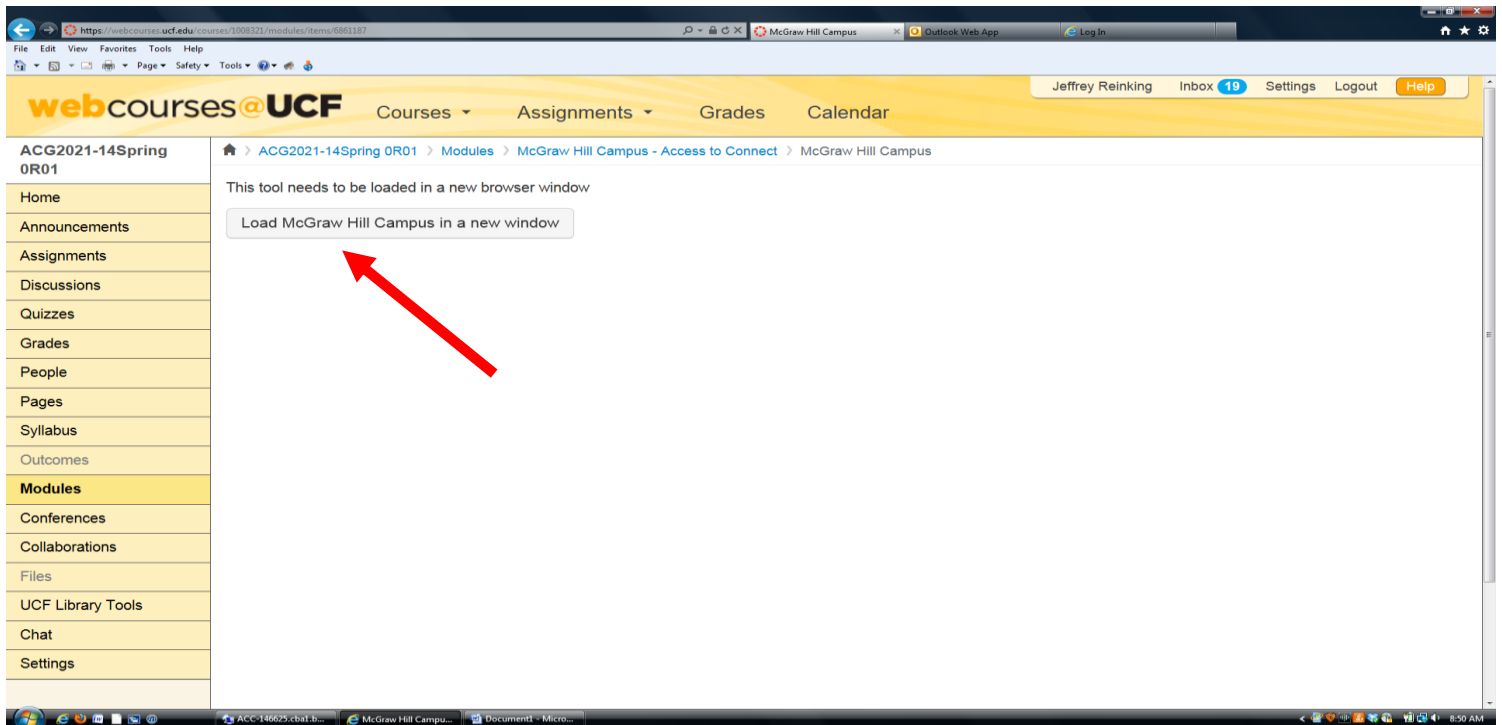
The screenshot shows the UCF Webcourses interface for the course 'ACG 2021 Principles of Financial Accounting'. The interface is divided into three main sections:

- Left Sidebar:** Contains navigation links such as Home, Announcements, Syllabus, Modules, Assignments, Discussions, People, Conferences, Grades, Files, Collaborations, Quizzes, Outcomes, Pages, Chat, UCF Library Tools, Attendance, Success Resources, LockDown Browser, VDOIT, and Settings.
- Main Content Area:** Displays the course title 'ACG 2021 Principles of Financial Accounting' by Jeff Reinking, Ph.D. Below the title, there is a 'Start Here' section with links to 'Start Here', 'Course Syllabus', 'Weekly Content', 'Connect', and 'Technical Support'. A red arrow points to the 'Connect' link.
- Right Sidebar:** Contains 'Course Status' (Unpublished/Publish), 'Import from Commons', 'Choose Home Page', 'View Course Stream', 'Course Setup Checklist', 'New Announcement', and 'Coming Up' (Nothing for the next week).

**2.**



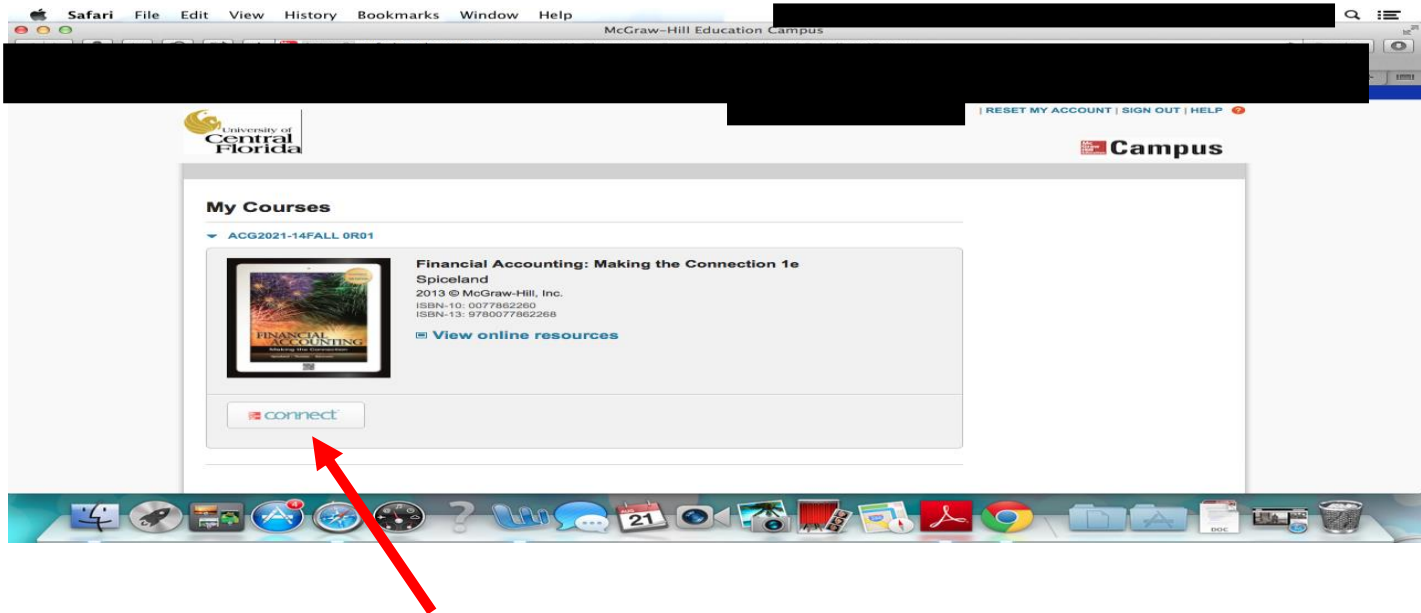
Select “Load McGraw Hill Campus in a new window”.



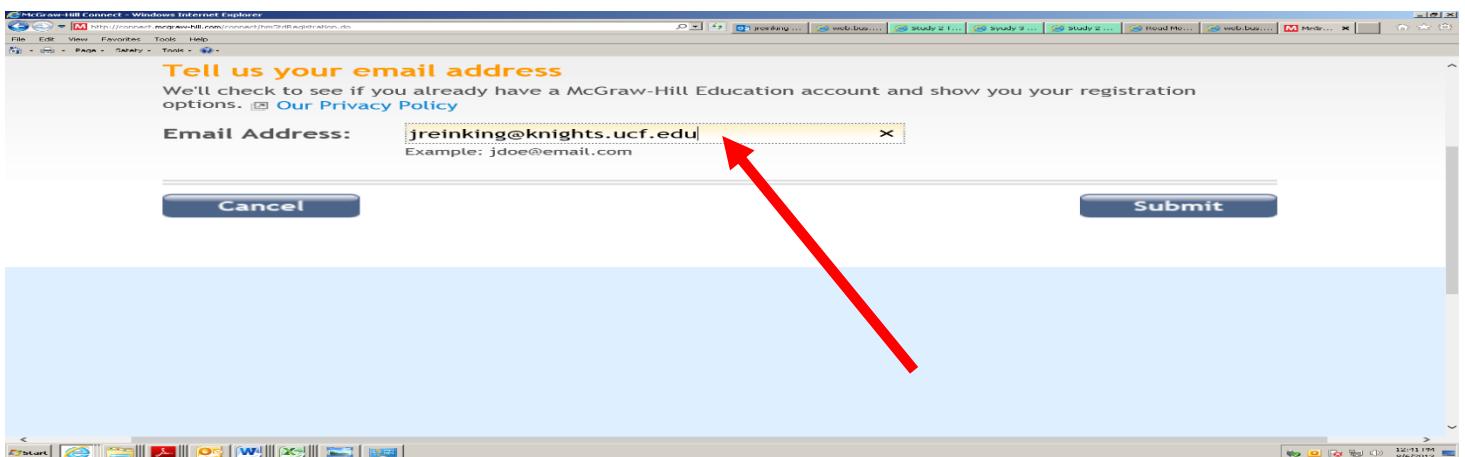
3. A pop up window will appear that will request you accept the terms of use and privacy policy. After review of the terms of use and privacy policy, check the box to accept and click ‘Get Started’ button.



4. The 'Connect' button will now appear. Click the 'Connect' button at the bottom to continue.



5. Enter your official KNIGHTSMAIL email address and select 'Submit'.





6. You will now see the Connect website. Either login as a returning user or register as a new user. You will be given three options: redeem your access code obtained when purchasing a new textbook; buy online – either *Connect Plus* that includes the homework website AND the e-book or *Connect* that includes the homework website only; or start a free 21 day trial of *Connect Plus*...



Complete the registration process and begin your assignments.

Having trouble registering? Get help here: <http://bit.ly/StudentRegistration>, visit [www.mhhe.com/support](http://www.mhhe.com/support) or call 1-800-331-5094.